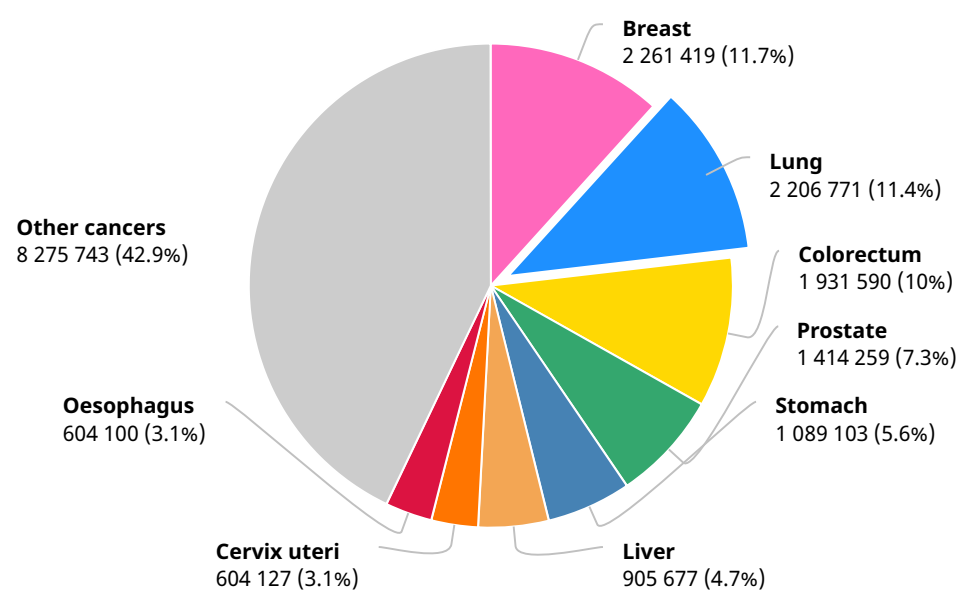


Lung

Source: Globocan 2020

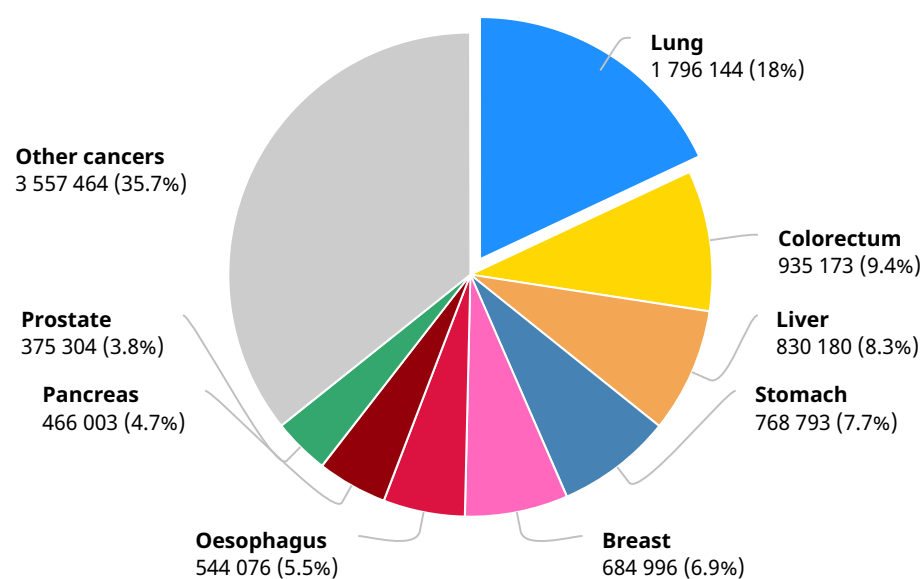


Number of new cases in 2020, both sexes, all ages



Total: 19 292 789 cases

Number of deaths in 2020, both sexes, all ages

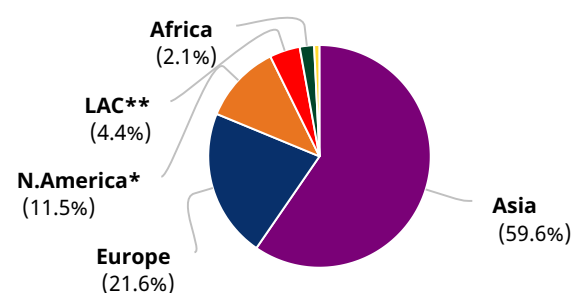


Total: 9 958 133 deaths

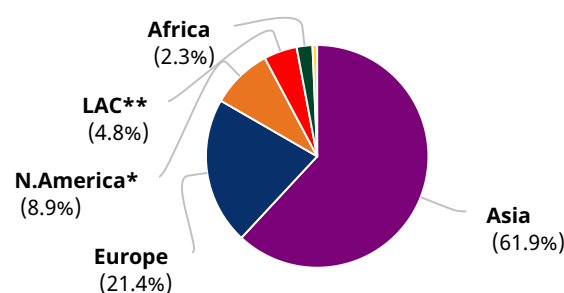
Cancer incidence and mortality statistics worldwide and by region

| | Incidence | | | | | | Mortality | | | | | |
|----------------------------|------------|--------------------|-----------|--------------------|-----------|--------------------|------------|--------------------|-----------|--------------------|---------|--------------------|
| | Both sexes | | Males | | Females | | Both sexes | | Males | | Females | |
| | New cases | Cum. risk 0-74 (%) | New cases | Cum. risk 0-74 (%) | New cases | Cum. risk 0-74 (%) | Deaths | Cum. risk 0-74 (%) | Deaths | Cum. risk 0-74 (%) | Deaths | Cum. risk 0-74 (%) |
| Eastern Africa | 7 419 | 0.42 | 3 970 | 0.49 | 3 449 | 0.36 | 6 758 | 0.39 | 3 611 | 0.45 | 3 147 | 0.33 |
| Middle Africa | 2 037 | 0.29 | 1 270 | 0.41 | 767 | 0.18 | 1 897 | 0.27 | 1 184 | 0.38 | 713 | 0.17 |
| Northern Africa | 23 179 | 1.32 | 19 310 | 2.29 | 3 869 | 0.40 | 20 728 | 1.19 | 17 295 | 2.06 | 3 433 | 0.36 |
| Southern Africa | 9 178 | 2.05 | 6 283 | 3.24 | 2 895 | 1.13 | 7 939 | 1.80 | 5 408 | 2.83 | 2 531 | 1.01 |
| Western Africa | 4 175 | 0.26 | 2 449 | 0.32 | 1 726 | 0.21 | 3 849 | 0.25 | 2 262 | 0.30 | 1 587 | 0.20 |
| Caribbean | 11 058 | 2.10 | 6 670 | 2.73 | 4 388 | 1.54 | 10 079 | 1.89 | 6 230 | 2.54 | 3 849 | 1.32 |
| Central America | 9 934 | 0.61 | 5 798 | 0.79 | 4 136 | 0.46 | 9 236 | 0.56 | 5 499 | 0.74 | 3 737 | 0.41 |
| South America | 76 609 | 1.64 | 44 878 | 2.12 | 31 731 | 1.23 | 67 312 | 1.42 | 39 106 | 1.80 | 28 206 | 1.08 |
| Northern America | 253 537 | 3.99 | 129 086 | 4.32 | 124 451 | 3.70 | 159 641 | 2.29 | 83 945 | 2.61 | 75 696 | 1.99 |
| Eastern Asia | 1 012 021 | 4.14 | 670 827 | 5.66 | 341 194 | 2.65 | 841 174 | 3.38 | 558 235 | 4.67 | 282 939 | 2.12 |
| South-Eastern Asia | 123 309 | 2.02 | 85 795 | 3.06 | 37 514 | 1.10 | 109 520 | 1.81 | 76 521 | 2.76 | 32 999 | 0.97 |
| South-Central Asia | 121 369 | 0.80 | 88 130 | 1.17 | 33 239 | 0.42 | 109 356 | 0.72 | 79 920 | 1.06 | 29 436 | 0.37 |
| Western Asia | 58 437 | 2.93 | 47 146 | 4.99 | 11 291 | 1.01 | 52 467 | 2.71 | 42 542 | 4.69 | 9 925 | 0.87 |
| Central and Eastern Europe | 151 632 | 3.49 | 111 986 | 6.26 | 39 646 | 1.46 | 130 596 | 2.97 | 96 769 | 5.39 | 33 827 | 1.20 |
| Western Europe | 146 460 | 4.07 | 89 646 | 5.05 | 56 814 | 3.15 | 113 524 | 2.91 | 72 486 | 3.80 | 41 038 | 2.09 |
| Southern Europe | 104 391 | 3.61 | 74 009 | 5.38 | 30 382 | 2.00 | 85 635 | 2.71 | 61 692 | 4.10 | 23 943 | 1.44 |
| Northern Europe | 75 051 | 3.63 | 39 413 | 3.96 | 35 638 | 3.33 | 54 421 | 2.39 | 29 072 | 2.67 | 25 349 | 2.13 |
| Australia and New Zealand | 15 587 | 3.06 | 8 372 | 3.33 | 7 215 | 2.80 | 10 791 | 1.89 | 6 104 | 2.14 | 4 687 | 1.65 |
| Melanesia | 918 | 1.63 | 588 | 2.22 | 330 | 1.09 | 798 | 1.41 | 515 | 1.93 | 283 | 0.93 |
| Polynesia | 268 | 4.90 | 188 | 6.91 | 80 | 2.87 | 229 | 4.16 | 157 | 5.76 | 72 | 2.56 |
| Micronesia | 202 | 4.38 | 129 | 5.96 | 73 | 2.92 | 194 | 4.20 | 126 | 5.86 | 68 | 2.66 |
| Low HDI | 16 418 | 0.40 | 9 713 | 0.51 | 6 705 | 0.31 | 15 108 | 0.37 | 8 987 | 0.48 | 6 121 | 0.28 |
| Medium HDI | 165 943 | 0.96 | 116 316 | 1.39 | 49 627 | 0.55 | 149 887 | 0.87 | 106 011 | 1.27 | 43 876 | 0.48 |
| High HDI | 1 047 707 | 3.21 | 697 411 | 4.51 | 350 296 | 1.99 | 918 661 | 2.81 | 610 626 | 3.95 | 308 035 | 1.74 |
| Very high HDI | 975 665 | 3.68 | 611 867 | 4.96 | 363 798 | 2.54 | 711 630 | 2.49 | 462 513 | 3.54 | 249 117 | 1.55 |
| World | 2 206 771 | 2.74 | 1 435 943 | 3.78 | 770 828 | 1.77 | 1 796 144 | 2.18 | 1 188 679 | 3.08 | 607 465 | 1.34 |

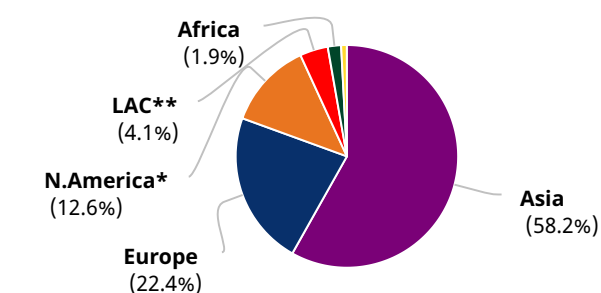
Incidence, both sexes



Mortality, both sexes



5-year prevalence, both sexes

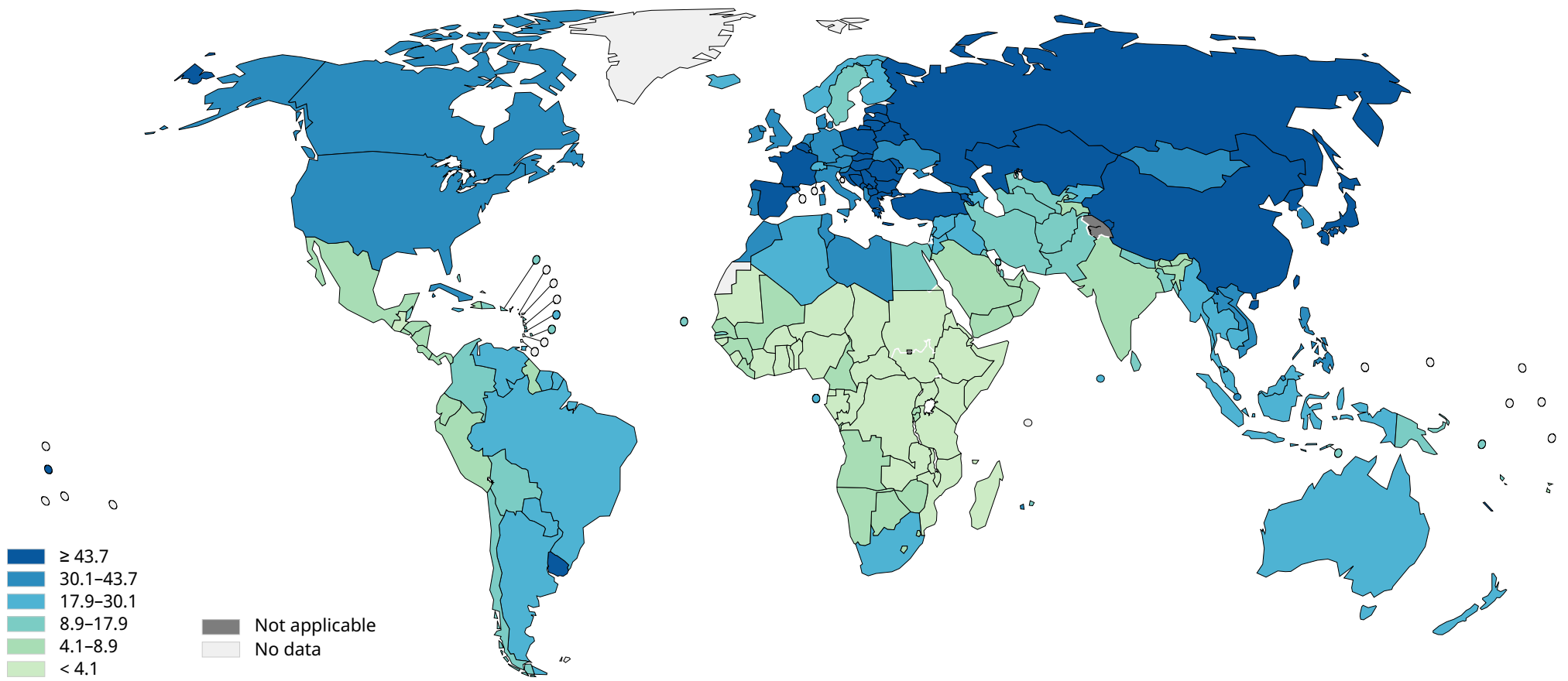


| Region | Population | Number |
|-----------------------------------|------------|--------|
| Asia | 1 315 136 | |
| Europe | 477 534 | |
| *Northern America | 253 537 | |
| **Latin America and the Caribbean | 97 601 | |
| Africa | 45 988 | |
| Oceania | 16 975 | |
| Total | 2 206 771 | |

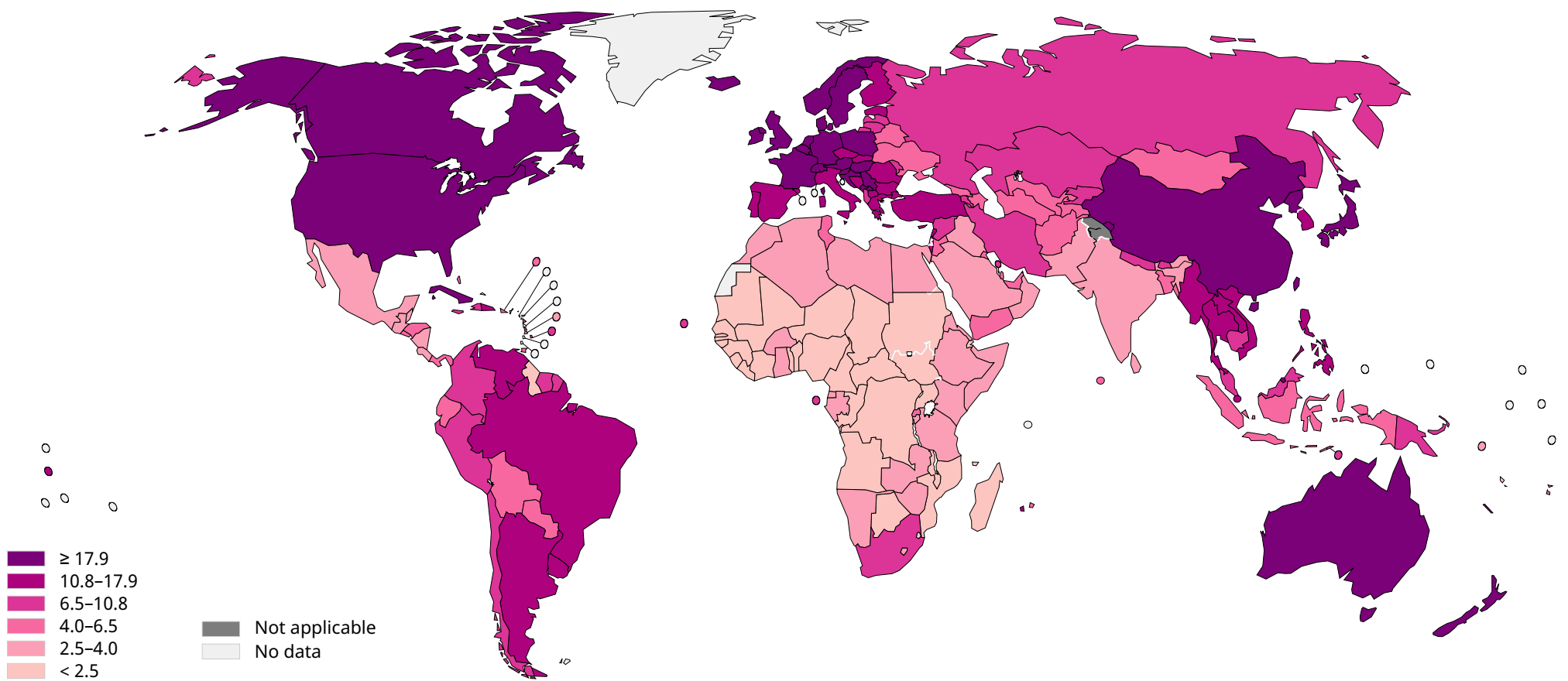
| Region | Population | Number |
|-----------------------------------|------------|--------|
| Asia | 1 112 517 | |
| Europe | 384 176 | |
| *Northern America | 159 641 | |
| **Latin America and the Caribbean | 86 627 | |
| Africa | 41 171 | |
| Oceania | 12 012 | |
| Total | 1 796 144 | |

| Region | Population | Number |
|-----------------------------------|------------|--------|
| Asia | 1 515 321 | |
| Europe | 582 924 | |
| *Northern America | 328 224 | |
| **Latin America and the Caribbean | 106 459 | |
| Africa | 50 186 | |
| Oceania | 21 677 | |
| Total | 2 604 791 | |

Age standardized (World) incidence rates, lung, males, all ages



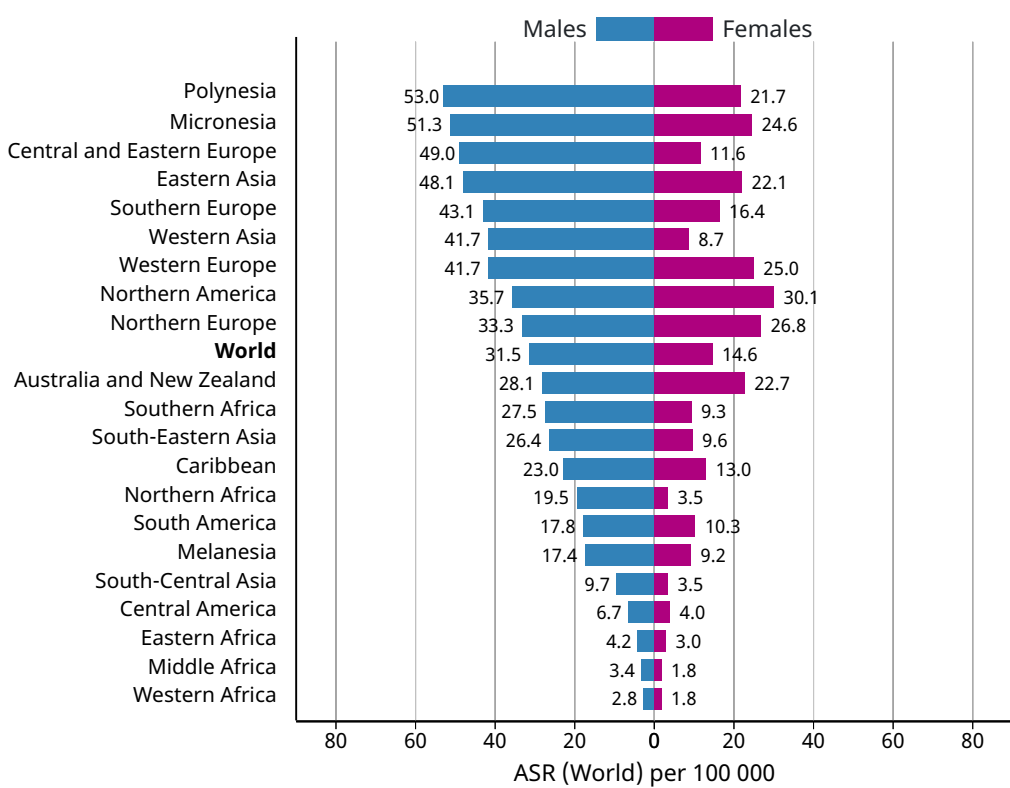
Age standardized (World) incidence rates, lung, females, all ages



Data source: GLOBOCAN 2020
Graph production: IARC (<https://gco.iarc.fr/today>)
World Health Organization

World Health Organization
© International Agency for Research on Cancer 2020

Age standardized (World) incidence rates, lung, by sex



Age standardized (World) incidence and mortality rates, lung

