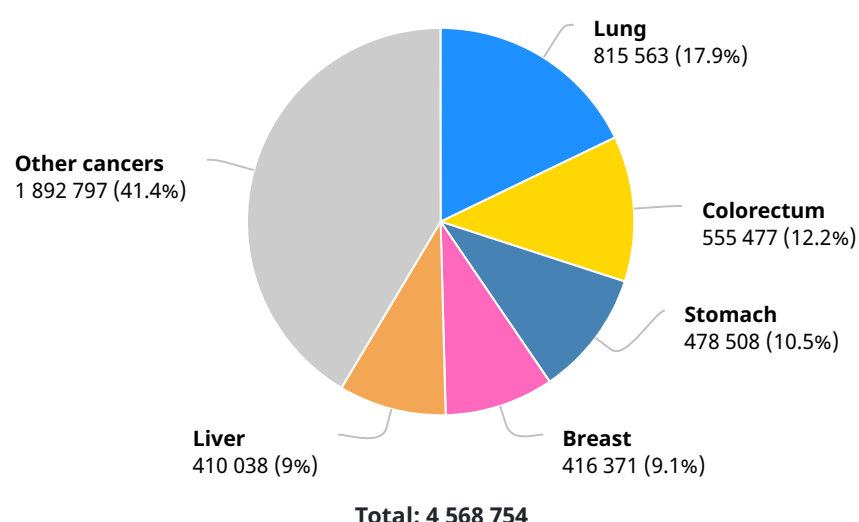


# China

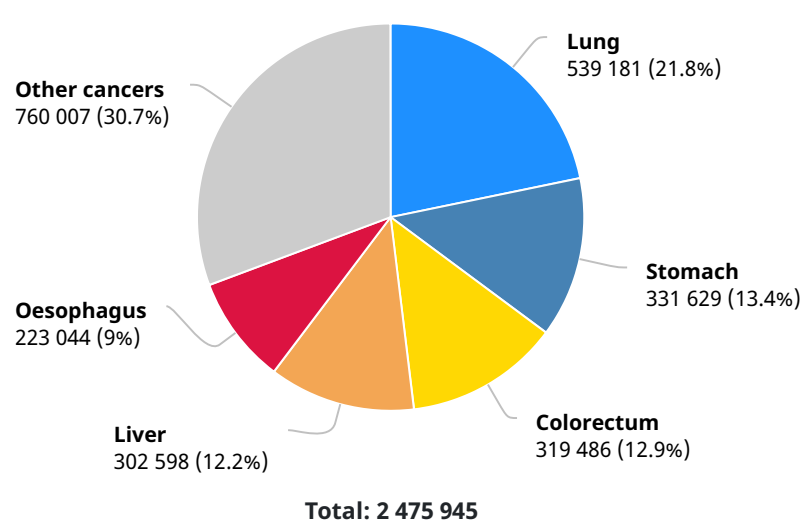
Source: Globocan 2020



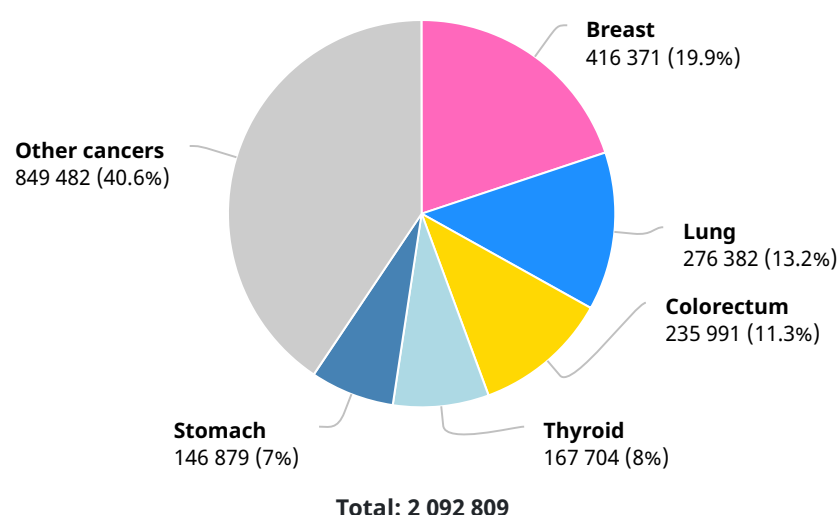
## Number of new cases in 2020, both sexes, all ages



## Number of new cases in 2020, males, all ages



## Number of new cases in 2020, females, all ages



## Summary statistic 2020

	Males	Females	Both sexes
Population	741 999 102	705 470 990	1 447 470 079
Number of new cancer cases	2 475 945	2 092 809	4 568 754
Age-standardized incidence rate (World)	225.4	188.2	204.8
Risk of developing cancer before the age of 75 years (%)	23.2	18.8	21.0
Number of cancer deaths	1 820 002	1 182 897	3 002 899
Age-standardized mortality rate (World)	163.9	98.1	129.4
Risk of dying from cancer before the age of 75 years (%)	17.3	10.6	13.9
5-year prevalent cases	4 333 883	4 960 123	9 294 006
Top 5 most frequent cancers excluding non-melanoma skin cancer (ranked by cases)	Lung Stomach Colorectum Liver Oesophagus	Breast Lung Colorectum Thyroid Stomach	Lung Colorectum Stomach Breast Liver

## Geography



## Numbers at a glance

Total population

**1 447 470 079**

Number of new cases

**4 568 754**

Number of deaths

**3 002 899**

Number of prevalent cases (5-year)

**9 294 006**

## Data source and methods

### Incidence

**Country-specific data source:** Local\* ([See page 3](#))

**Method:** Weighted/simple average of the most recent local rates applied to 2020 population

### Mortality

**Country-specific data source:** Local

**Method:** Weighted/simple average of the most recent local rates applied to 2020 population

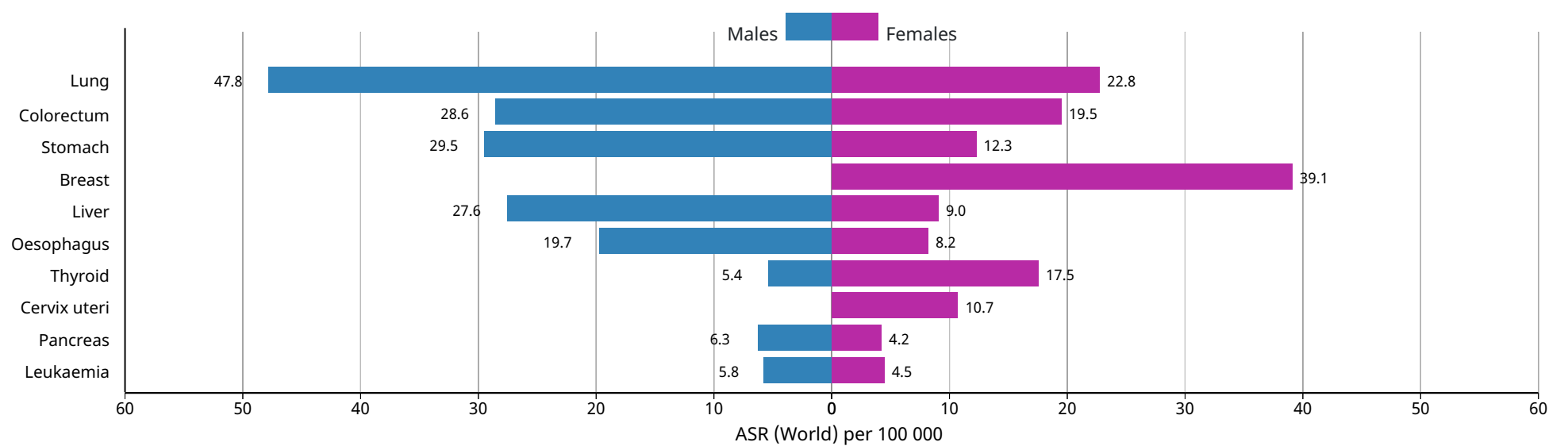
### Prevalence

Computed using sex-, site- and age-specific incidence to 1-;3- and 5-year prevalence ratios from Nordic countries for the period (2006-2015), and scaled using Human Development Index (HDI) ratios.

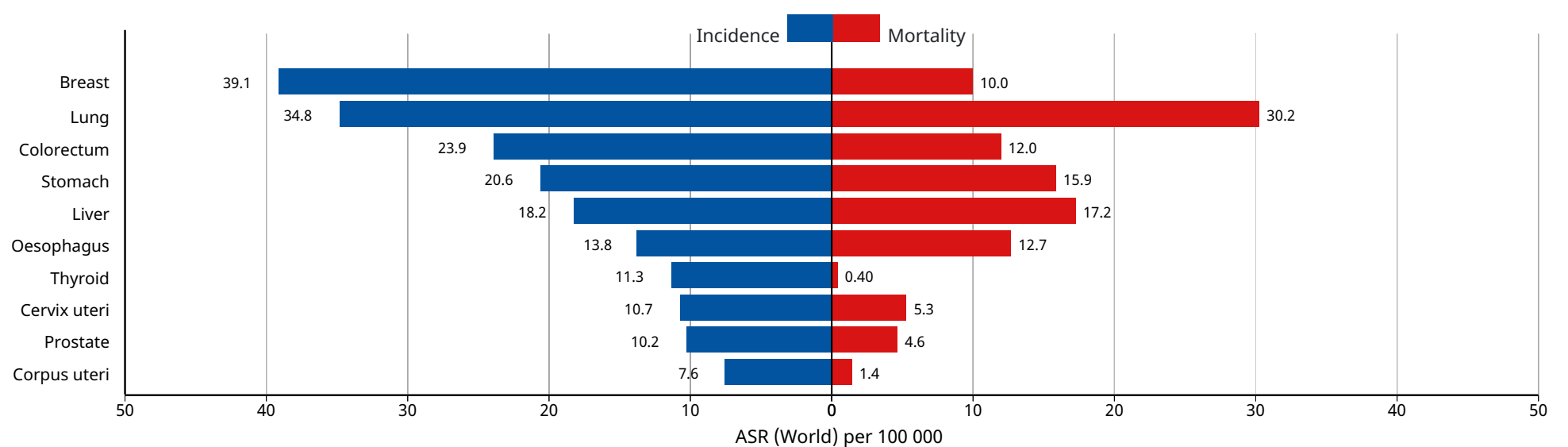
Incidence, Mortality and Prevalence by cancer site

Cancer	New cases				Deaths				5-year prevalence (all ages)	
	Number	Rank	(%)	Cum.risk	Number	Rank	(%)	Cum.risk	Number	Prop. (per 100 000)
Lung	815 563	1	17.9	4.22	714 699	1	23.8	3.69	883 100	61.01
Stomach	478 508	2	10.5	2.46	373 789	3	12.4	1.88	688 588	47.57
Breast	416 371	3	9.1	4.18	117 174	8	3.9	1.16	1 390 095	197.04
Liver	410 038	4	9.0	2.08	391 152	2	13.0	1.99	422 633	29.20
Oesophagus	324 422	5	7.1	1.71	301 135	4	10.0	1.53	347 912	24.04
Colon	306 078	6	6.7	1.51	164 820	5	5.5	0.69	749 096	51.75
Rectum	244 550	7	5.4	1.28	118 931	7	4.0	0.56	654 453	45.21
Thyroid	221 093	8	4.8	1.10	9 261	23	0.31	0.04	733 227	50.66
Pancreas	124 994	9	2.7	0.60	121 853	6	4.1	0.58	95 527	6.60
Prostate	115 426	10	2.5	1.23	51 094	13	1.7	0.35	402 840	54.29
Cervix uteri	109 741	11	2.4	1.08	59 060	11	2.0	0.61	297 278	42.14
Non-Hodgkin lymphoma	92 834	12	2.0	0.47	54 351	12	1.8	0.27	260 550	18.00
Bladder	85 694	13	1.9	0.42	39 393	15	1.3	0.15	235 393	16.26
Leukaemia	85 404	14	1.9	0.45	61 694	10	2.1	0.32	241 752	16.70
Corpus uteri	81 964	15	1.8	0.85	16 607	19	0.55	0.17	244 822	34.70
Brain, central nervous system	79 575	16	1.7	0.41	65 204	9	2.2	0.34	214 529	14.82
Kidney	73 587	17	1.6	0.38	43 196	14	1.4	0.22	187 205	12.93
Nasopharynx	62 444	18	1.4	0.32	34 810	17	1.2	0.19	186 908	12.91
Ovary	55 342	19	1.2	0.57	37 519	16	1.2	0.40	149 686	21.22
Lip, oral cavity	30 117	20	0.66	0.16	14 785	22	0.49	0.07	79 451	5.49
Larynx	29 135	21	0.64	0.16	15 814	21	0.53	0.08	81 620	5.64
Gallbladder	28 923	22	0.63	0.14	23 297	18	0.78	0.11	33 640	2.32
Multiple myeloma	21 116	23	0.46	0.11	16 182	20	0.54	0.08	51 352	3.55
Salivary glands	8 863	24	0.19	0.05	2 743	29	0.09	0.01	27 475	1.90
Melanoma of skin	7 714	25	0.17	0.04	4 106	24	0.14	0.02	22 281	1.54
Hodgkin lymphoma	6 829	26	0.15	0.04	2 807	27	0.09	0.01	23 054	1.59
Hypopharynx	6 251	27	0.14	0.03	3 380	25	0.11	0.02	10 127	0.70
Oropharynx	5 604	28	0.12	0.03	2 905	26	0.10	0.01	14 132	0.98
Anus	4 849	29	0.11	0.02	2 411	30	0.08	0.01	12 877	0.89
Penis	4 628	30	0.10	0.05	1 565	31	0.05	0.01	13 393	1.80
Testis	4 502	31	0.10	0.04	851	33	0.03	0.01	16 630	2.24
Vulva	3 323	32	0.07	0.03	1 228	32	0.04	0.01	9 962	1.41
Mesothelioma	3 201	33	0.07	0.02	2 768	28	0.09	0.01	3 880	0.27
Vagina	1 640	34	0.04	0.02	682	34	0.02	0.01	4 397	0.62
Kaposi sarcoma	269	35	0.01	0.00	162	35	0.01	0.00	749	0.05
<b>All cancer sites</b>	<b>4 568 754</b>	<b>-</b>	<b>-</b>	<b>20.96</b>	<b>3 002 899</b>	<b>-</b>	<b>-</b>	<b>13.94</b>	<b>9 294 006</b>	<b>642.1</b>

Age-standardized (World) incidence rates per sex, top 10 cancers



Age-standardized (World) incidence and mortality rates, top 10 cancers





## Country-specific data source

**\*Local:** Anshan Cancer Registry, Baoding Cancer Registry, Beijing Cancer Registry, Benxi Cancer Registry, Changle Cancer Registry, Cili Cancer Registry, Cixi Cancer Registry, Cixian County Cancer Registry, Dafeng Cancer Registry, Dancheng Cancer Registry, Daoli District-Harbin Cancer Registry, Dazhu Cancer Registry, Dehui Cancer Registry, Donghai Cancer Registry, Fei Cheng Cancer Registry, Ganyu Cancer Registry, Ganzhou District-Zhangye Cancer Registry, Gongan Cancer Registry, Guangzhou Cancer Registry, Guanyun Cancer Registry, Guilin Cancer Registry, Haimen Cancer Registry, Haining City Cancer Registry, Hangzhou Cancer Registry, Hefei Cancer Registry, Hengdong Cancer Registry, Hepu Cancer Registry, Hong Kong Cancer Registry, Huaian District-Huaian Cancer Registry, Huaiyin District-Huaian Cancer Registry, Huixian Cancer Registry, Jiangmen Cancer Registry, Jianhu Cancer Registry, Jianping Cancer Registry, Jiashan County Cancer Registry, Jiaying Cancer Registry, Jingtai Cancer Registry, Jingxian Cancer Registry, Jinhua Cancer Registry, Jiyuan Cancer Registry, Junan Cancer Registry, Liangzhou District-Wuwei City Cancer Registry, Lianshui Cancer Registry, Lianyungang Cancer Registry, Linqu County Cancer Registry, Lintan Cancer Registry, Linzhou Cancer Registry, Liuzhou Cancer Registry, Luoshan Cancer Registry, Luoyang Cancer Registry, Lushan Cancer Registry, Maanshan Cancer Registry, Macao Cancer Registry, Macheng Cancer Registry, Nan Gang District- Harbin Cancer Registry, Neixiang Cancer Registry, Pengzhou Cancer Registry, Qidong Cancer Registry, Qingyang District-Chengdu Cancer Registry, Shanghai Cancer Registry, Shangyu Cancer Registry, Shenqiu Cancer Registry, Shenyang Cancer Registry, Sheyang County Cancer Registry, Shifeng District-Zhuzhou Cancer Registry, Shexian Cancer Registry, Sihui Cancer Registry, Tengzhou Cancer Registry, Tianjin Cancer Registry, Tianjin Rural Areas Cancer Registry, Tongling Cancer Registry, Wenshang Cancer Registry, Wuan Cancer Registry, Wufeng Cancer Registry, Wuhan Cancer Registry, Wuxi Cancer Registry, Xianju Cancer Registry, Xining Cancer Registry, Xinyuan Cancer Registry, Xiping Cancer Registry, Yang Cheng Cancer Registry, Yangquan Cancer Registry, Yanji Cancer Registry, Yanshi Cancer Registry, Yanting Cancer Registry, Yingdong District-Fuyang Cancer Registry, Yueyanglou Cancer Registry, Zhaoyuan Cancer Registry, Zhongshan Cancer Registry, Zhuanghe Cancer Registry, Zoucheng Cancer Registry