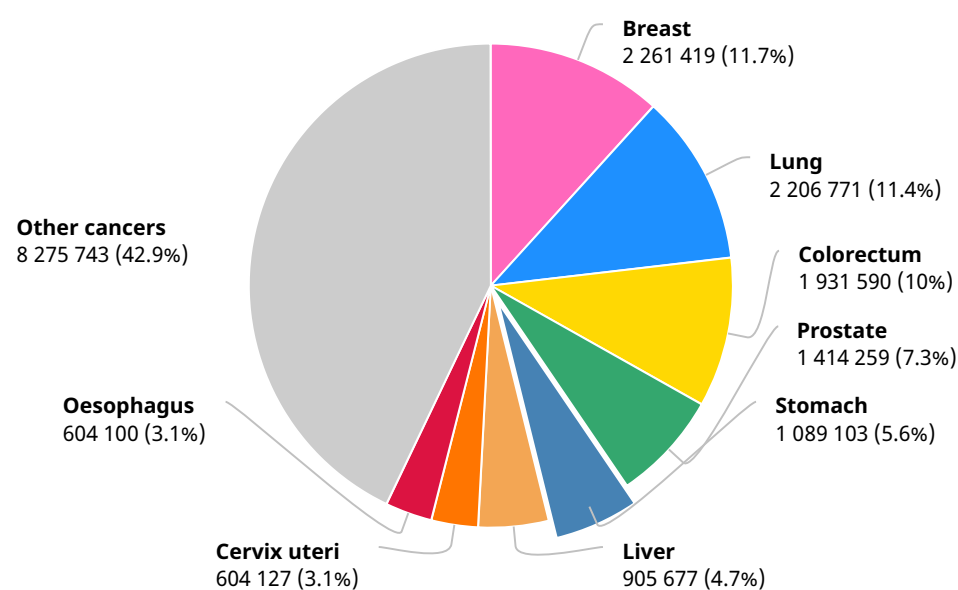


Stomach

Source: Globocan 2020

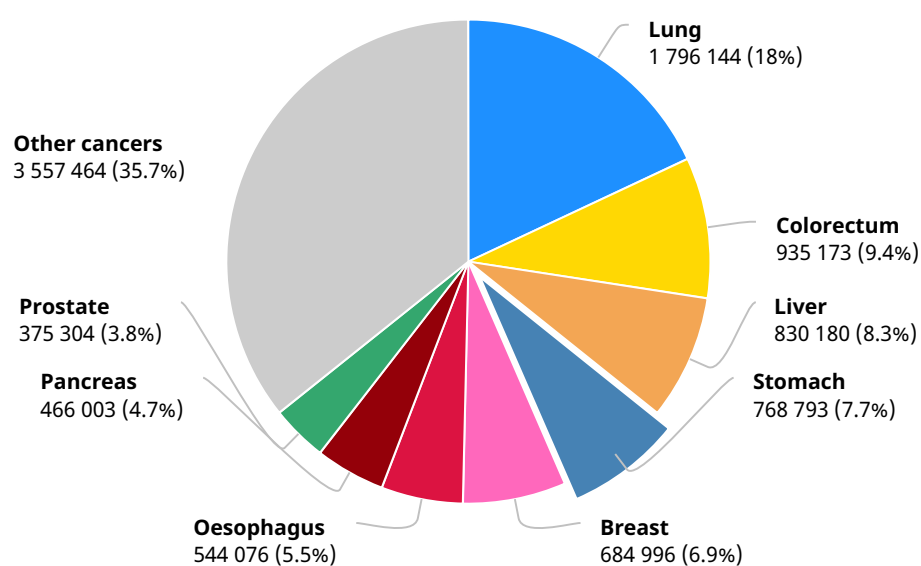


Number of new cases in 2020, both sexes, all ages



Total: 19 292 789 cases

Number of deaths in 2020, both sexes, all ages

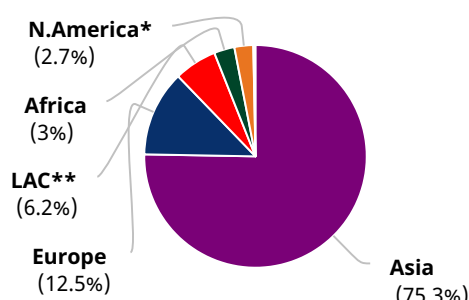


Total: 9 958 133 deaths

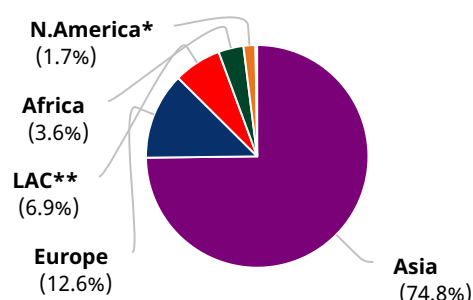
Cancer incidence and mortality statistics worldwide and by region

	Incidence						Mortality					
	Both sexes		Males		Females		Both sexes		Males		Females	
	New cases	Cum. risk 0-74 (%)	New cases	Cum. risk 0-74 (%)	New cases	Cum. risk 0-74 (%)	Deaths	Cum. risk 0-74 (%)	Deaths	Cum. risk 0-74 (%)	Deaths	Cum. risk 0-74 (%)
Eastern Africa	9 961	0.53	4 919	0.58	5 042	0.49	8 715	0.47	4 261	0.51	4 454	0.43
Middle Africa	3 345	0.49	1 731	0.53	1 614	0.44	2 972	0.43	1 535	0.48	1 437	0.39
Northern Africa	9 397	0.49	5 414	0.61	3 983	0.38	7 727	0.40	4 489	0.50	3 238	0.30
Southern Africa	1 850	0.37	1 096	0.52	754	0.26	1 575	0.31	954	0.45	621	0.21
Western Africa	7 849	0.47	4 340	0.56	3 509	0.40	6 956	0.42	3 860	0.50	3 096	0.36
Caribbean	4 245	0.78	2 549	1.03	1 696	0.56	3 394	0.59	2 091	0.82	1 303	0.40
Central America	13 825	0.81	7 470	0.98	6 355	0.67	10 833	0.62	6 019	0.77	4 814	0.49
South America	49 547	0.98	30 520	1.37	19 027	0.65	39 165	0.74	24 449	1.06	14 716	0.47
Northern America	29 772	0.48	18 175	0.63	11 597	0.35	13 391	0.19	8 090	0.25	5 301	0.13
Eastern Asia	656 349	2.63	452 324	3.80	204 025	1.49	435 211	1.70	295 349	2.45	139 862	0.98
South-Eastern Asia	39 763	0.62	24 142	0.83	15 621	0.44	32 814	0.51	20 106	0.69	12 708	0.35
South-Central Asia	102 676	0.64	67 701	0.87	34 975	0.42	89 595	0.56	59 832	0.77	29 763	0.36
Western Asia	21 156	0.99	13 235	1.33	7 921	0.68	17 586	0.82	11 157	1.14	6 429	0.54
Central and Eastern Europe	65 516	1.39	39 925	2.17	25 591	0.84	50 018	1.01	30 443	1.61	19 575	0.58
Western Europe	28 490	0.66	17 900	0.93	10 590	0.42	17 755	0.35	11 039	0.51	6 716	0.21
Southern Europe	30 555	0.85	18 628	1.18	11 927	0.55	21 456	0.53	13 143	0.74	8 313	0.33
Northern Europe	11 477	0.52	7 263	0.70	4 214	0.34	7 768	0.31	4 830	0.42	2 938	0.20
Australia and New Zealand	2 676	0.52	1 799	0.75	877	0.31	1 355	0.22	839	0.29	516	0.15
Melanesia	559	0.88	333	1.16	226	0.64	435	0.72	260	0.95	175	0.50
Polynesia	62	1.01	38	1.17	24	0.85	49	0.80	28	0.86	21	0.75
Micronesia	33	0.67	21	0.86	12	0.48	23	0.42	14	0.49	9	0.35
Low HDI	22 229	0.52	12 195	0.62	10 034	0.44	19 640	0.47	10 784	0.55	8 856	0.39
Medium HDI	122 015	0.68	77 748	0.91	44 267	0.46	105 352	0.59	67 794	0.80	37 558	0.40
High HDI	586 903	1.76	397 829	2.54	189 074	1.03	461 234	1.36	310 756	1.97	150 478	0.80
Very high HDI	357 688	1.24	231 586	1.80	126 102	0.73	182 375	0.54	113 335	0.79	69 040	0.33
World	1 089 103	1.31	719 523	1.87	369 580	0.79	768 793	0.90	502 788	1.29	266 005	0.55

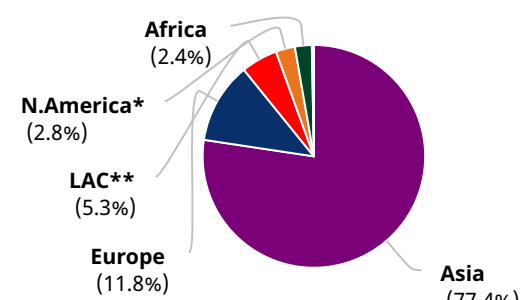
Incidence, both sexes



Mortality, both sexes



5-year prevalence, both sexes

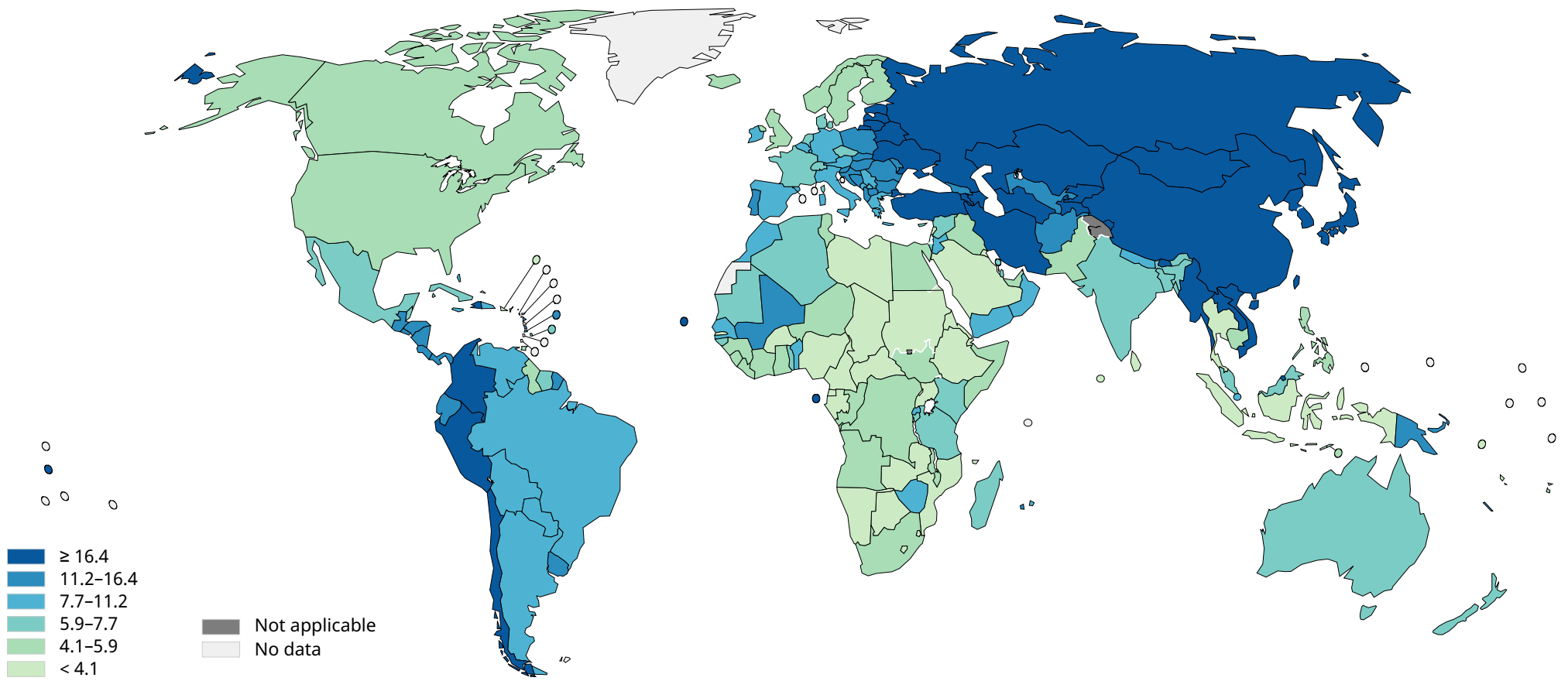


Region	Population	Number
Asia	819 944	
Europe	136 038	
**Latin America and the Caribbean	67 617	
Africa	32 402	
*Northern America	29 772	
Oceania	3 330	
Total	1 089 103	

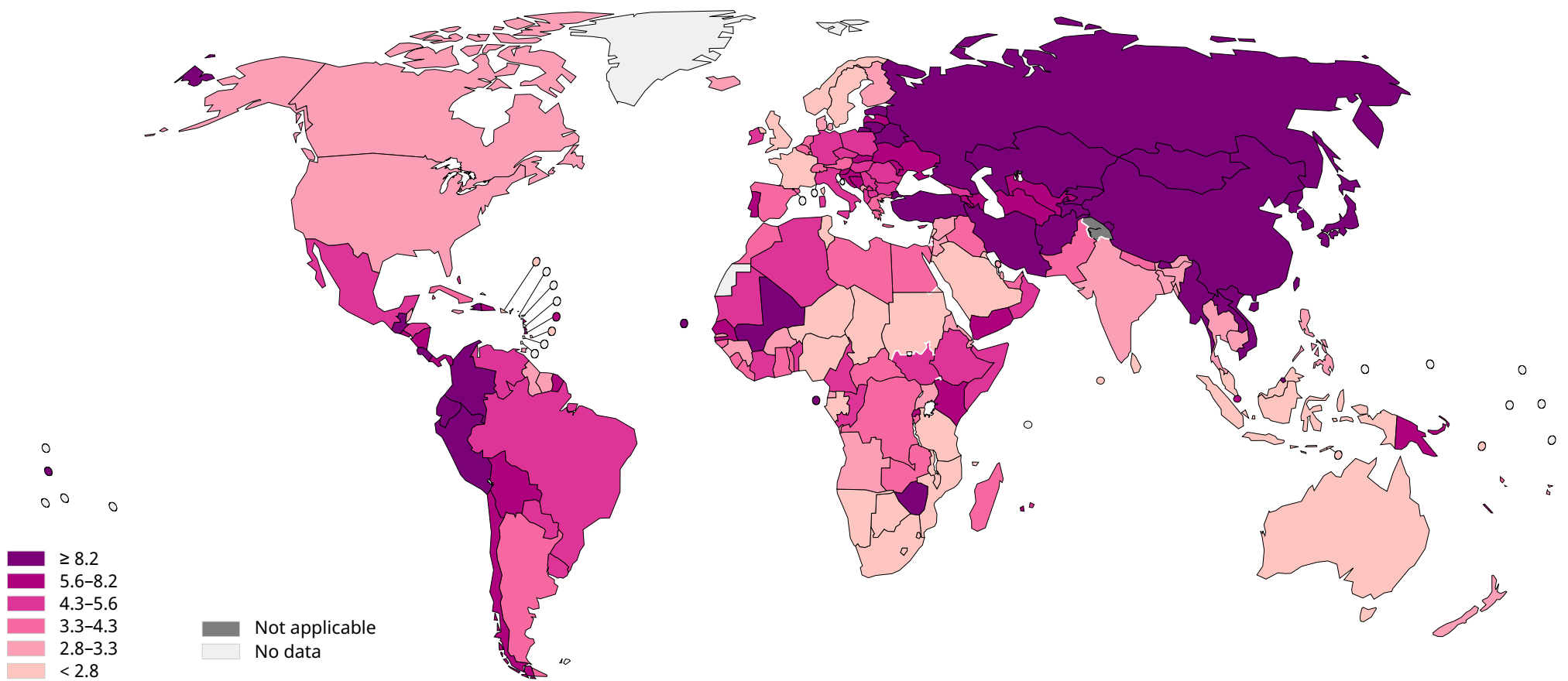
Region	Population	Number
Asia	575 206	
Europe	96 997	
**Latin America and the Caribbean	53 392	
Africa	27 945	
*Northern America	13 391	
Oceania	1 862	
Total	768 793	

Region	Population	Number
Asia	1 397 478	
Europe	213 013	
**Latin America and the Caribbean	95 507	
*Northern America	50 387	
Africa	44 194	
Oceania	5 389	
Total	1 805 968	

Age standardized (World) incidence rates, stomach, males, all ages



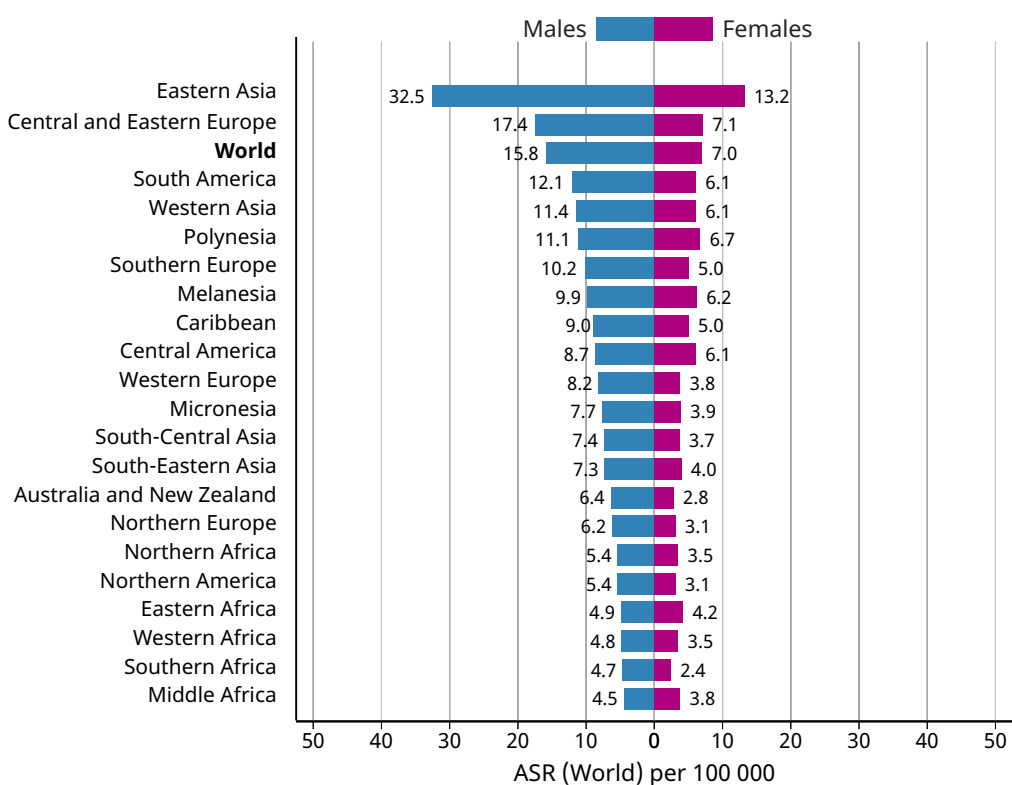
Age standardized (World) incidence rates, stomach, females, all ages



Data source: GLOBOCAN 2020
 Graph production: IARC (<https://gco.iarc.fr/today>)
 World Health Organization

World Health Organization
 © International Agency for Research on Cancer 2020

Age standardized (World) incidence rates, stomach, by sex



Age standardized (World) incidence and mortality rates, stomach

