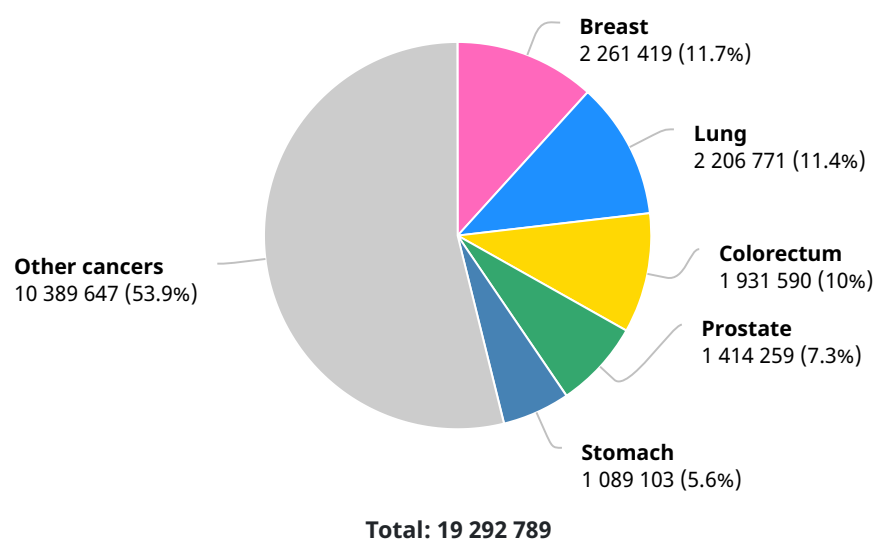


# World

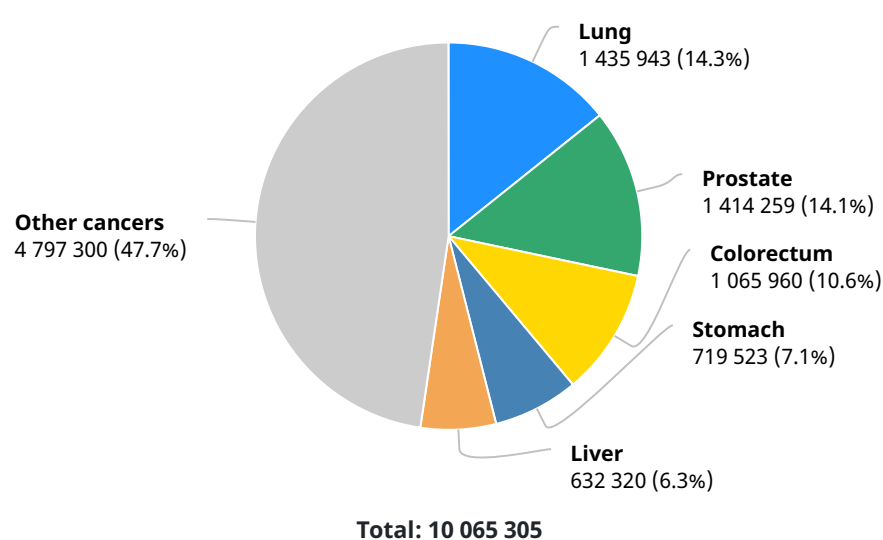
Source: Globocan 2020



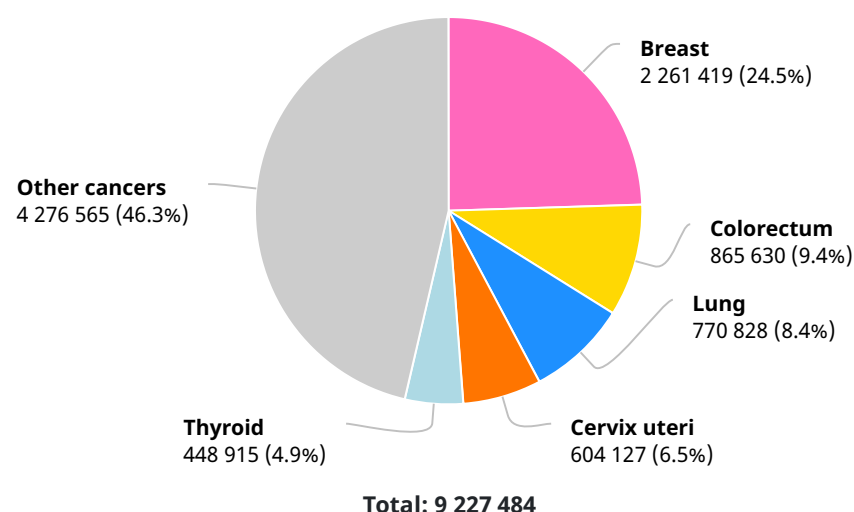
## Number of new cases in 2020, both sexes, all ages



## Number of new cases in 2020, males, all ages



## Number of new cases in 2020, females, all ages



## Summary statistic 2020

	Males	Females	Both sexes
Population	3 929 973 836	3 864 824 712	7 794 798 844
Number of new cancer cases	10 065 305	9 227 484	19 292 789
Age-standardized incidence rate (World)	222.0	186.0	201.0
Risk of developing cancer before the age of 75 years (%)	22.6	18.6	20.4
Number of cancer deaths	5 528 810	4 429 323	9 958 133
Age-standardized mortality rate (World)	120.8	84.2	100.7
Risk of dying from cancer before the age of 75 years (%)	12.6	8.9	10.7
5-year prevalent cases	24 828 480	25 721 807	50 550 287
Top 5 most frequent cancers excluding non-melanoma skin cancer (ranked by cases)	Lung Prostate Colorectum Stomach Liver	Breast Colorectum Lung Cervix uteri Thyroid	Breast Lung Colorectum Prostate Stomach

## Geography



## Numbers at a glance

Total population

**7 794 798 844**

Number of new cases

**19 292 789**

Number of deaths

**9 958 133**

Number of prevalent cases (5-year)

**50 550 287**

## Data source and methods

### Incidence

Population weighted average of the rates of the region-specific countries included in GLOBOCAN 2020.

### Mortality

Population weighted average of the rates of the region-specific countries included in GLOBOCAN 2020.

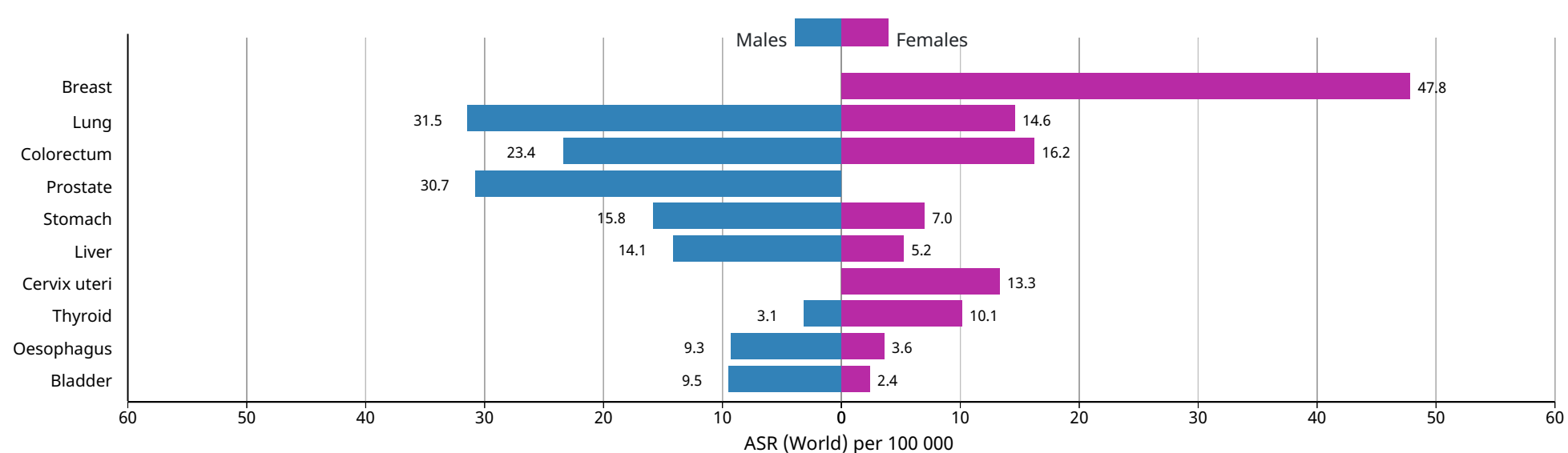
### Prevalence

Sum of region-specific prevalent cases.

Incidence, Mortality and Prevalence by cancer site

Cancer	New cases				Deaths				5-year prevalence (all ages)	
	Number	Rank	(%)	Cum.risk	Number	Rank	(%)	Cum.risk	Number	Prop. (per 100 000)
Breast	2 261 419	1	11.7	5.20	684 996	4	6.9	1.49	7 790 717	201.58
Lung	2 206 771	2	11.4	2.74	1 796 144	1	18.0	2.18	2 604 791	33.42
Prostate	1 414 259	3	7.3	3.86	375 304	8	3.8	0.63	4 956 901	126.13
Colon	1 148 515	4	6.0	1.30	576 858	5	5.8	0.55	3 045 225	39.07
Stomach	1 089 103	5	5.6	1.31	768 793	3	7.7	0.90	1 805 968	23.17
Liver	905 677	6	4.7	1.11	830 180	2	8.3	1.01	994 539	12.76
Rectum	732 210	7	3.8	0.91	339 022	10	3.4	0.37	2 066 732	26.51
Cervix uteri	604 127	8	3.1	1.39	341 831	9	3.4	0.82	1 495 211	38.69
Oesophagus	604 100	9	3.1	0.78	544 076	6	5.5	0.68	666 388	8.55
Thyroid	586 202	10	3.0	0.68	43 646	25	0.44	0.05	1 984 927	25.46
Bladder	573 278	11	3.0	0.64	212 536	14	2.1	0.18	1 720 625	22.07
Non-Hodgkin lymphoma	544 352	12	2.8	0.62	259 793	12	2.6	0.27	1 544 488	19.81
Pancreas	495 773	13	2.6	0.55	466 003	7	4.7	0.51	379 958	4.87
Leukaemia	474 519	14	2.5	0.50	311 594	11	3.1	0.32	1 340 506	17.20
Kidney	431 288	15	2.2	0.52	179 368	16	1.8	0.20	1 207 547	15.49
Corpus uteri	417 367	16	2.2	1.05	97 370	20	0.98	0.22	1 415 213	36.62
Lip, oral cavity	377 713	17	2.0	0.46	177 757	17	1.8	0.22	959 248	12.31
Melanoma of skin	324 635	18	1.7	0.37	57 043	23	0.57	0.06	1 092 818	14.02
Ovary	313 959	19	1.6	0.73	207 252	15	2.1	0.49	823 315	21.30
Brain, central nervous system	308 102	20	1.6	0.35	251 329	13	2.5	0.30	837 152	10.74
Larynx	184 615	21	0.96	0.25	99 840	19	1.0	0.13	518 380	6.65
Multiple myeloma	176 404	22	0.91	0.21	117 077	18	1.2	0.13	450 579	5.78
Nasopharynx	133 354	23	0.69	0.16	80 008	22	0.80	0.10	382 507	4.91
Gallbladder	115 949	24	0.60	0.13	84 695	21	0.85	0.09	137 466	1.76
Oropharynx	98 412	25	0.51	0.13	48 143	24	0.48	0.06	258 543	3.32
Hypopharynx	84 254	26	0.44	0.11	38 599	26	0.39	0.05	132 717	1.70
Hodgkin lymphoma	83 087	27	0.43	0.09	23 376	28	0.23	0.02	281 112	3.61
Testis	74 458	28	0.39	0.14	9 334	34	0.09	0.02	296 686	7.55
Salivary glands	53 583	29	0.28	0.06	22 778	29	0.23	0.03	160 292	2.06
Anus	50 865	30	0.26	0.06	19 293	30	0.19	0.02	141 378	1.81
Vulva	45 240	31	0.23	0.09	17 427	31	0.18	0.03	135 892	3.52
Penis	36 068	32	0.19	0.09	13 211	33	0.13	0.03	102 157	2.60
Kaposi sarcoma	34 270	33	0.18	0.03	15 086	32	0.15	0.01	82 033	1.05
Mesothelioma	30 870	34	0.16	0.03	26 278	27	0.26	0.03	37 047	0.48
Vagina	17 908	35	0.09	0.04	7 995	35	0.08	0.02	44 613	1.15
<b>All cancer sites</b>	<b>19 292 789</b>	<b>-</b>	<b>-</b>	<b>20.44</b>	<b>9 958 133</b>	<b>-</b>	<b>-</b>	<b>10.65</b>	<b>50 550 287</b>	<b>648.5</b>

Age-standardized (World) incidence rates per sex, top 10 cancers



Age-standardized (World) incidence and mortality rates, top 10 cancers

